



*Affordable + quality
irrigation supplies*

Local is lekker



2025 Catalogue

Manufacturers of **#Afrig Drip** dripline systems
& Quick Coupling HDPE Sprinkler Systems

Suppliers of Rain Hose, Irrigation Filters & Fertilizer Systems



Please note!

We are not an irrigation shop. We are not open to the public.

We are primarily an irrigation manufacturer and supplier. The majority of our products are distributed through Irrigation Unlimited, one of the leading irrigation suppliers in Southern Africa, directly to Co-Ops and irrigation shops all over Southern Africa.

The items that are not available through Irrigation Unlimited, such as our orange sprinkler heads, do not have a banner that says 'Afriq Water proudly distributed by IU'

Our catalogue T&C's

Prices excludes delivery

Returns

A 15% handling charge will be levied on all returns. Transport costs are also for the account of the buyer.

Risk

The risk in the products to be sold by the company shall pass to the purchaser when the products are delivered to the purchaser, or received by the purchaser.

Date of Price List

If the price list is older than 2 weeks, you should enquire about the validity thereof. Once an updated pricelist is loaded onto our website, that price is considered the most recent and up-to-date price.

Own risk

It is recommended and beneficial to review your quotation in detail, to ensure we have met all of your requirements.

- ◆ All prices includes VAT.
- ◆ E & OE (Errors & Omissions Expected).
- ◆ Lead times are subject to change without prior notice.
- ◆ Please place your orders early to ensure timeous delivery.
- ◆ EFT Payments should reflect and be cleared by our accounts department before any goods can be scheduled.

Validity

This catalogue is only valid as long as it is the most recent upload on www.afriqwater.co.za. Prices are subject to change without notice, and Afriq Water maintains the right to charge most recent up-to-date prices on official documentation.

Our important info

Our banking details are to be found at the top left of our documents. These banking details will NOT change without prior notice in written form directly on our letterhead.

Afriq Water's account ends in 5810
Afriq Irripipe's account ends in 2036

Afriq Water Management (Pty) Ltd.

VAT no: 4200269639 | Exporters Code: 21532648 | Reg. no: 2015/103339/07

Afriq Irripipe (Pty) Ltd.

VAT no: 4740293214 | Exporters Code: 25094233 | Reg. no: 2020/539256/07

Directors: Wynand Ueckermann & Helana Ueckermann
Plot 69 Stilhou Street Marabeth Tarlton Krugersdorp Gauteng 1739

Attention: Retailers

We highly recommend contacting Irrigation Unlimited directly for any reseller opportunities. Irrigation Unlimited is one of Southern Africa's largest suppliers of irrigation materials. Their transport policies and service are unrivalled.

We are incredibly proud to form part of their supplier list, and stand behind their ethics and people completely.

Visit their website to learn more, www.iunlimited.co.za



Contact us



+27 61 502 2547



admin@afriqwater.co.za



www.afriqwater.co.za

Afriq Water
60, 100 & 200
litre Fertilizer
Tanks are ideal
for the
application of
liquid fertilizer
to a crop
directly
through an
irrigation
system.

Afriq Water Fertilizer Tanks



Products
distributed
by



www.afriqwater.co.za





Fertilizer Tanks

For the application of liquid fertilizer directly to the crop, via the existing irrigation system.

Fertilizer Tank Benefits



Compared to hand pump systems



Ensures a sufficient, consistent application of fertilizer to boost crop quality (scheduled, regular applications recommended)

Fertilizer Tanks Definitions

Liquid Fertilizer

A liquid form of food for plants and crops, that dissolves in water. The food includes essential nutrients to boost the plant's natural growth cycle and increase yields.

Drain

An outlet at the bottom of the tank where leftover water and/or fertilizer mix can be drained from.

Valve

Used to control the flow of water that is forced through the Fertilizer Tank.

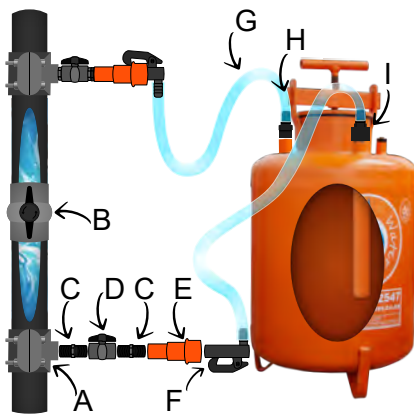
Pressure / Air Valve

Releases and closes to maintain a constant pressure in the tank.

Choosing the Right Size Tank

The ratio of fertilizer to area cover given to the farmer by the liquid fertilizer manufacturer should be used, i.e. if 25 litres is required for a hectare field, the 60 liter tank will be sufficient as the fertilizer and water mixes together in the tank.

Fertilizer Tank Fittings



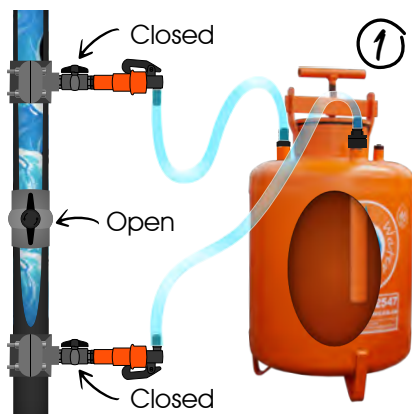
*Please note: Inlet, outlet and drain sizes can differ between either 20mm or 25mm. Measure before purchasing fittings

A	Clamp saddle for mainline (Mainline size to 25mm)	2
B	Mainline Valve saddle for mainline	1
C	25mm Hex Barrel Nipples	4
D	25mm Secondary Ball Valves	2
E	25mm Nylomatics	2
F	20mm Latch Fittings	2
G	1m Pipe * (clear tubing used for illustration purposes only, high pressure pipe required)	2
H	Male Adaptor for Outlet *	1
I	Female Adaptor for Inlet *	1
J	Ball Valve for Drain *	1
	14mm - 32mm Clamps	4
	19mm x 10m PTFE Tape	1





How to Set-Up Your Fertilizer Tank

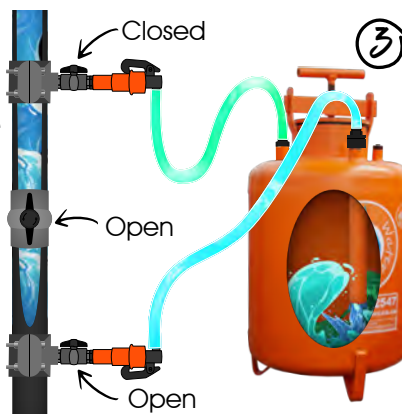


Step 1

Open the mainline valve completely so that water flows into the irrigation system. Ensure both inlet and outlet valves are closed before opening the water supply.

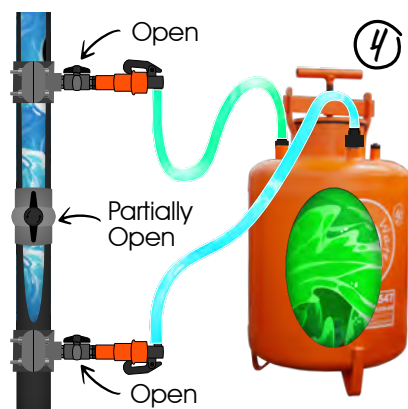
Step 2

Open the top lid of the tank by loosening and sliding out the handle. Pour the liquid fertilizer into the tank, using the measurements and mixing ratios provided by the liquid fertilizer manufacturer. Fill the tank with the correct amount of water, in the ratio recommended by the fertilizer manufacturer. Close the lid tightly.



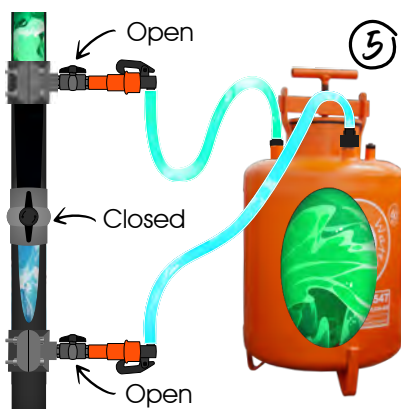
Step 3

Open the inlet valve so that water flows into the tank. Keep the outlet valve closed so that pressure builds up inside the tank. This allows the fertilizer and water to mix.



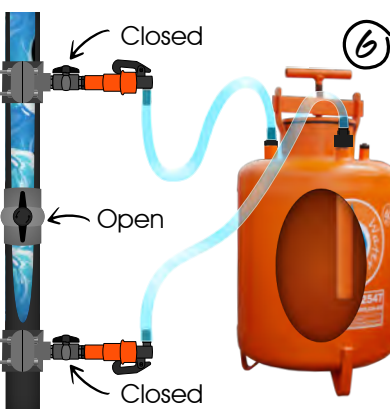
Step 4

Close the mainline partially, so that pressure can build up in the tank. Open the outlet valve completely, so that the pressure inside of the tank releases, and the fertilizer mix is pushed into the mainline.



Step 5

Once all of the fertilizer has been flushed out of the tank, close the mainline valve, and keep the inlet and outlet valves open. This will flush the last remaining fertilizer out of the system.




Step 6

Open the mainline valve completely and close both inlet and outlet valves. Run the irrigation system as normal for 30 min to ensure that all the fertilizer reaches your crop and is flushed out of the system. Clean afterwards.

Fertilizer Tank Prices

Fertilizer Tanks

Image	Code	Diameter	Excl. Price	Incl. Price
	AVFERTANK060	60 litre Vertical Fertilizer Tank	R 3 693.60	R 4 247.64
	AHFERTANK100	100 litre Horizontal Fertilizer Tank	R 6 701.06	R 7 706.22
	AHFERTANK200	200 litre Horizontal Fertilizer Tank	R 9 522.56	R 10 950.94

